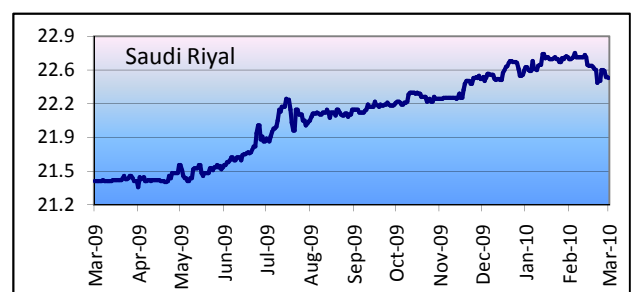
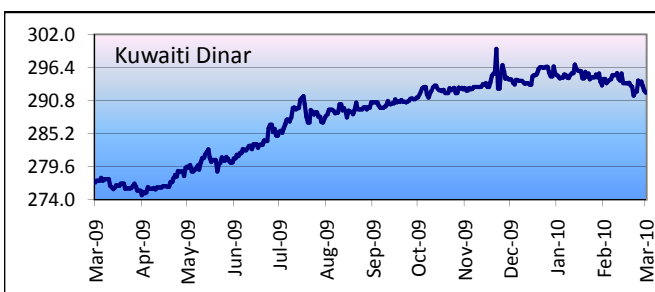
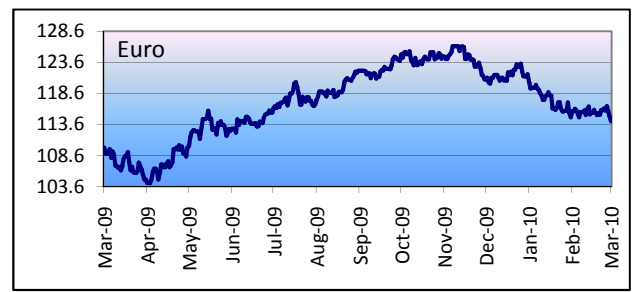
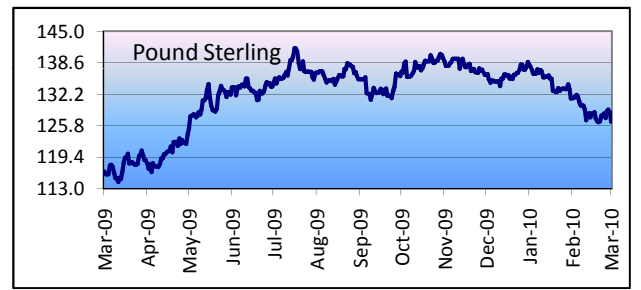
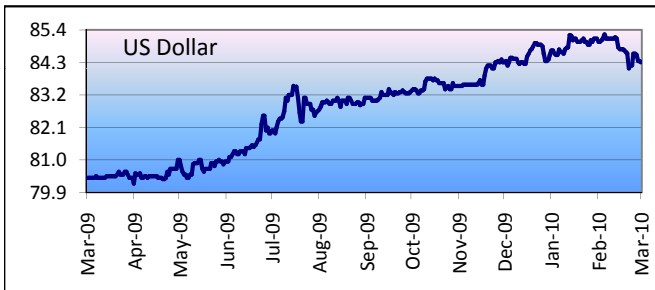


International Currency Comparison



NBP Exchange Rate (Selling TT & OD)

Country	Symbol	This Week	Last Week	Last Month	Last Year		Change (%)				52-Weeks		
		20-Mar-10	13-Mar-10	20-Feb-10	20-Mar-09	30-Jun-09	WoW	MoM	YoY	YTD	High	Low	Average
USA	US\$	84.30	84.20	85.00	80.40	81.30	0.12%	-0.82%	4.85%	3.69%	85.25	80.20	82.80
U. Kingdom	Pound	126.58	127.87	131.41	116.49	135.38	-1.01%	-3.68%	8.66%	-6.50%	141.52	114.40	132.04
Euro	Euro	114.09	115.91	115.68	109.83	114.82	-1.57%	-1.37%	3.88%	-0.64%	126.19	104.13	117.08
Canada	C\$	82.83	82.59	81.75	64.81	70.40	0.29%	1.32%	27.80%	17.66%	83.42	63.44	75.67
Switzerland	Swiss	79.43	79.57	78.97	71.66	75.26	-0.18%	0.58%	10.84%	5.54%	84.00	66.56	77.84
Australia	Aus\$	77.17	77.07	76.39	55.28	65.98	0.13%	1.02%	39.60%	16.96%	79.10	55.19	70.00
Sweden	Kroner	11.76	11.97	11.78	10.07	10.63	-1.75%	-0.17%	16.78%	10.63%	12.31	9.28	11.27
Japan	Yen	0.93	0.93	0.93	0.85	0.85	0.09%	0.31%	9.48%	9.86%	0.96	0.80	0.89
Norway	Kroner	14.27	14.46	14.31	12.69	12.71	-1.31%	-0.28%	12.45%	12.27%	15.11	11.81	13.73
Singapore	Sing\$	60.27	60.39	60.20	53.24	56.12	-0.20%	0.12%	13.20%	7.39%	61.23	52.80	57.92
Denmark	Kroner	15.33	15.58	15.55	14.74	15.42	-1.60%	-1.41%	4.00%	-0.58%	16.96	13.98	15.73
Saudi Arabia	Riyal	22.48	22.45	22.67	21.44	21.68	0.13%	-0.84%	4.85%	3.69%	22.73	21.38	22.08
Hongkong	HK\$	10.86	10.86	10.94	10.37	10.49	0.00%	-0.73%	4.73%	3.53%	10.98	10.35	10.68
China	Yuan	12.35	12.34	12.45	11.78	11.90	0.08%	-0.80%	4.84%	3.78%	12.49	11.74	12.13
Kuwait	Dinar	292.14	292.36	294.47	276.91	283.12	-0.08%	-0.79%	5.50%	3.19%	299.54	274.76	287.92
Malaysia	Ringgit	25.50	25.46	24.97	22.06	23.10	0.16%	2.12%	15.59%	10.39%	25.59	22.03	23.87
Newzealand	NZ\$	59.70	59.12	59.47	44.80	53.14	0.98%	0.39%	33.26%	12.34%	63.10	44.61	55.87
Qatar	Riyal	23.16	23.14	23.35	22.08	22.34	0.09%	-0.81%	4.89%	3.67%	23.43	21.09	22.74
UAE	Dirham	22.95	22.93	23.14	21.89	22.14	0.09%	-0.82%	4.84%	3.66%	23.21	21.83	22.55



Source: NBP, POAMCL RESEARCH

Disclaimer: This news update is being circulated for information purposes only and no action is being solicited based on it. Information and calculations presented in this news update have been generated from sources which we believe to be reliable, however we do not represent that it is accurate, complete and should be relied upon. **Pak Oman Asset Management Company Limited.** does not assume any liability on it. This news update or any part of it should not be reproduced, published or distributed without prior permission.

For Details: Research Team, **Pak Oman Asset Management Company Limited**, 1st. Floor, Tower A, FTC, Shahrah-e-Faisal, Karachi. PABX: +9221-563 1020-4 Fax: +9221-563 1025.